

# Used Oil Regulation and Enforcement: The DTSC Perspective



Julie Cooper  
Environmental Scientist

Dylan Clark  
Senior Environmental Scientist  
(Supervisory)

# Introduction

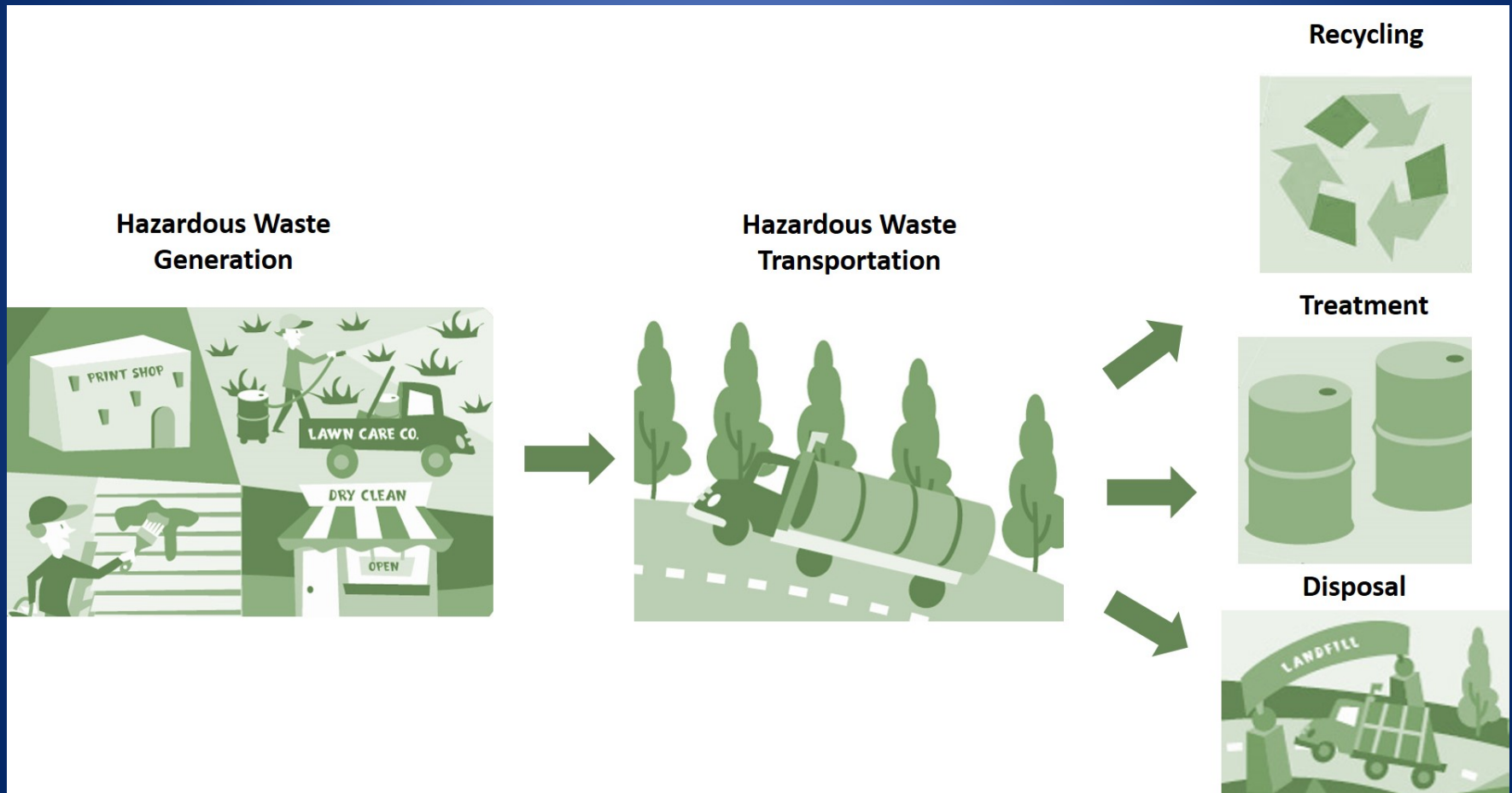
- Objectives
- Agenda
  - Used Oil Generator Requirements
  - Waste Used Oil Filter Management



# Topics of Discussion

- Cradle to Grave
- Used Oil Generator requirements
  - Household Hazardous Waste Collection Facilities (HHWCF)
  - Used Oil Collection Centers (UOCC )
  - Householders
  - Businesses
  - Other collection locations
- Disposal options for householders

# Cradle to Grave: The Big Picture



# Cradle to Grave Process: The Key Players

**“Generator”** or  
“Producer” means any  
person, by site, whose act or  
process produces hazardous  
waste identified or listed in  
chapter 11 of this division or  
whose act first causes a  
hazardous waste to become  
subject to regulation.

title 22 66260.10

**“Transporter”** means  
a person engaged in the  
offsite transportation of  
hazardous waste by air,  
rail, highway or water.

title 22: 66260.10

**“Designated facility”**  
means a hazardous  
waste transfer,  
treatment, storage or  
disposal facility which  
has received a permit or  
a facility with interim  
status.

title 22: 66260.10



# Used Oil Generator



# Used Oil Transporter





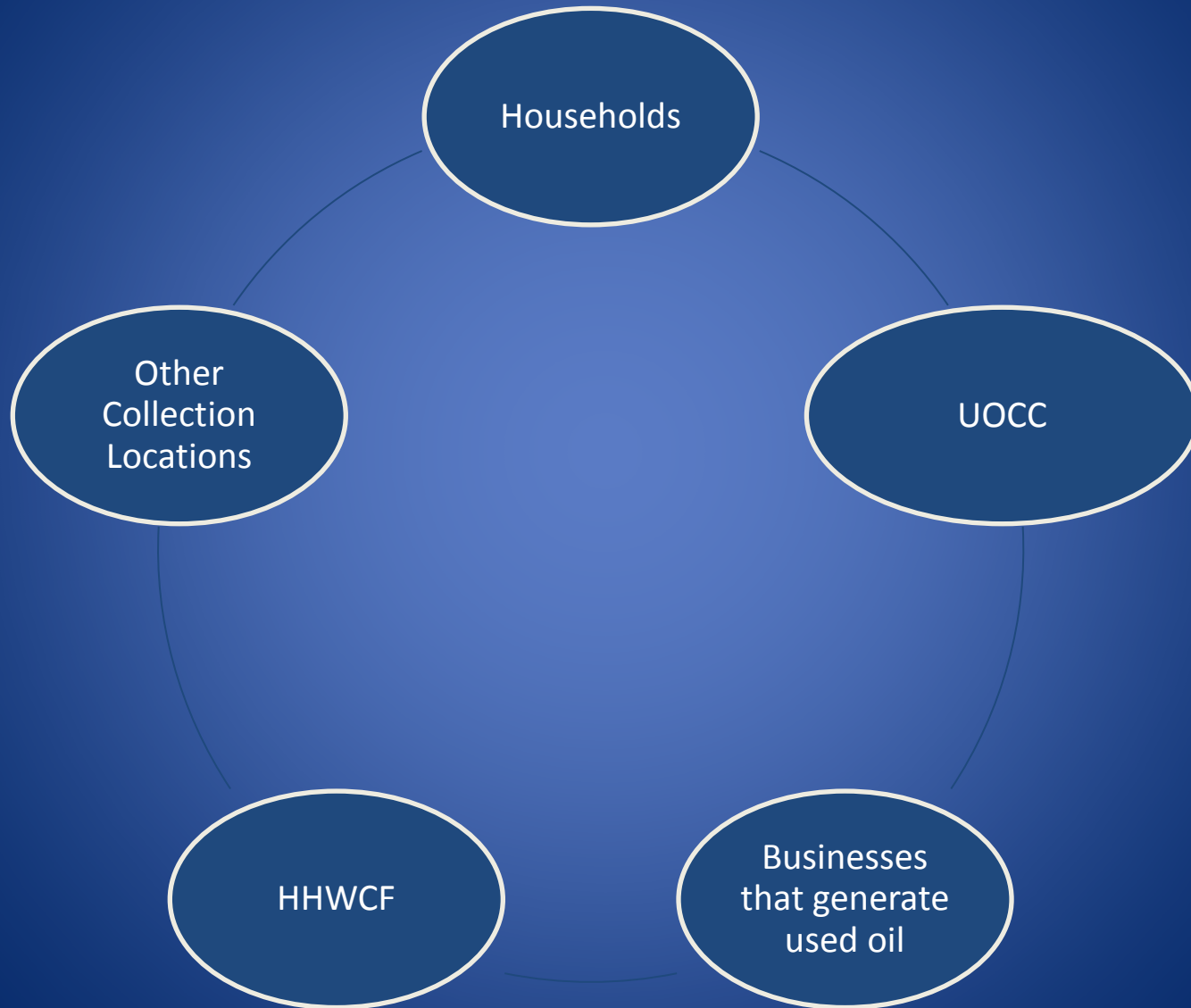
# Used Oil Destination Facility





# Responsibilities of a Generator: An Overview

# Generator:



# Generator Requirements:

Monthly Generation Limit

HW Determination

ID #

Accumulation Time Limits

Labeling

Storage Requirements

Containers

Tanks

Contingency Plan

Emergency Procedures

Personnel Training

Manifest

Record Keeping



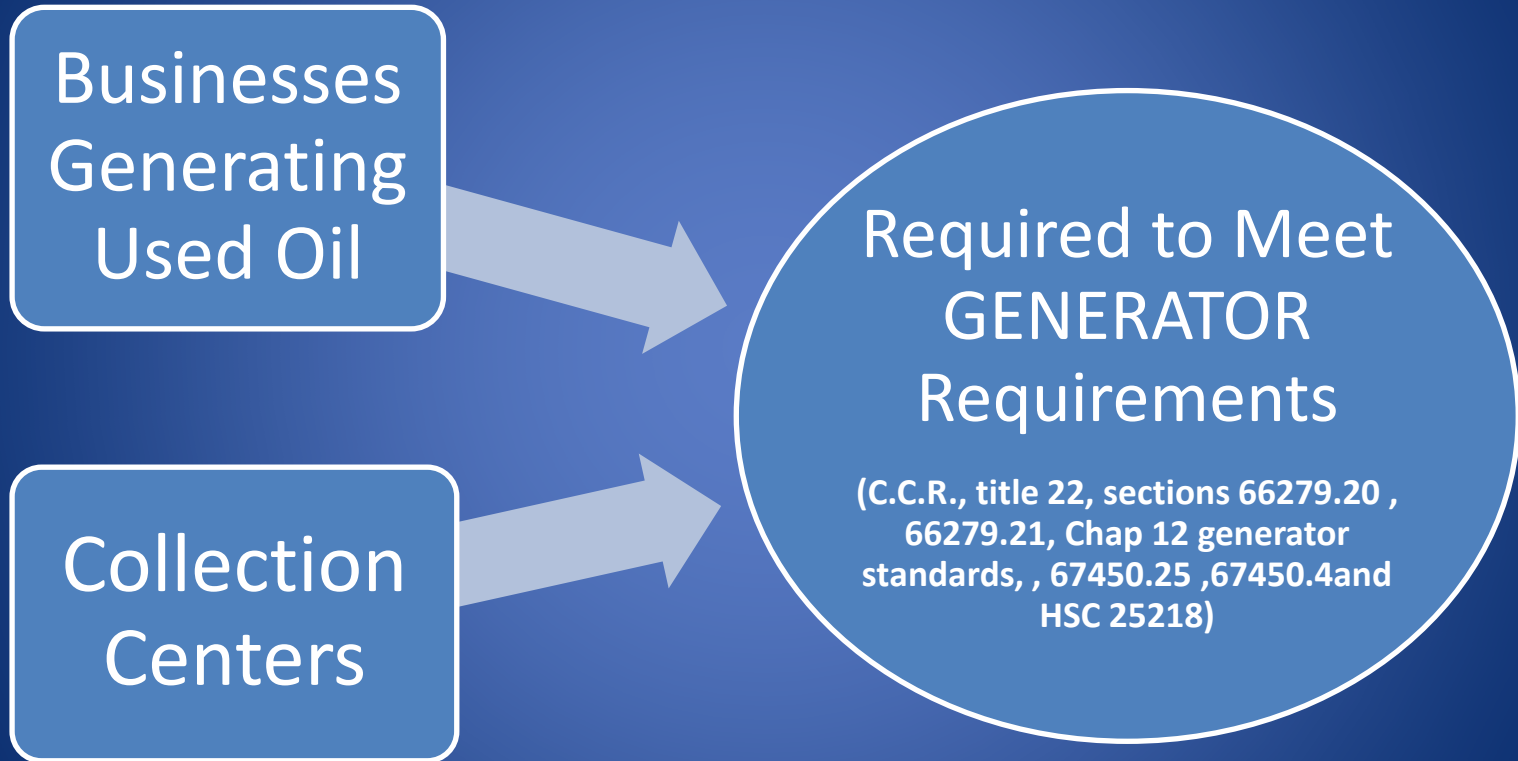
# Generator status:

LQG's

SQG's


66262.34 (d), 66262.34 (a), 40 CFR 262.34 and HSC 25123.3 (b)

# Non-Household Generators:



# Business Generating Used Oil Example

Mobile Maintenance Operator:





# Generator:

## Mobile Maintenance Operations:

### [HSC, §25250.12]

Used oil generated during maintenance operations may be transferred from its point of generation to the maintenance person's place of business, other than a residence, for the purpose of consolidation in a tank or container, without meeting the requirements of §§25160, 25163, and 25201, and if the material is to be recycled at an authorized offsite hazardous waste facility and if all the following conditions are met:



*No used oil taken back to residence*

# Generator:

## Mobile Maintenance Operations:

**[HSC, §25250.12]**

- (a) The generator transports the used oil in a vehicle owned by the generator or owned by an employee of the generator.
- (b) Not more than 55 gallons are transferred in the vehicle at any one time.
- (c) The used oil is managed in accordance with all laws concerning storage and handling of hazardous wastes upon consolidation at the maintenance person's place of business.
- (d) The used oil is deemed to be generated at the point of consolidation upon consolidation.

**\*\* Only used oil-not for used antifreeze coolant**

Back to Used Oil Generator  
Requirements



# Generator Status

**LQG** is defined as a generator of hazardous waste in quantities of:

**≥1,000 kg/month**

**>1 kg/month** of acute hazardous waste

**>100 kg/month** of acute spill residue or soil

**SQG** [40 CFR §260.10 and §66260.10]

**<1000 kg** of HW in a calendar month

- Includes “CESQG.” DTSC did not adopt the CESQG exemptions from 40 CFR, §261.5 (a)
- < 100 kg of HW in a calendar month
- No more than 1kg of acutely or extremely HW per month
- California law does not exempt CESQGs from generator requirements (e.g., ID#, accumulation time limits, manifests)

**§66262.34 (d); §66262.34 (a), 40 CFR 262.34; H&SC 25123.3 (b), 40 CFR 261.5 (a) &( e)**

# Hazardous Waste Determination For Used Oil

- Generator responsibility
- Analytical knowledge
- See HSC 25250 and Title 22 section 66279
  - Mixtures of oil and hazardous waste
  - Recycled oil
  - Exempt used oil
  - Testing for halogens

**66262.11, HSC 25250, 66279.20 and 66279.21**

# Hazardous Waste ID Number

## [CCR, Title 22 §66262.12]

- Generator shall not dispose of, transport or offer for transport, HW without having received an ID number
- Not for households
- Site specific
- Generator identified on tracking documents such as manifests

# Accumulation Time Limit for Non-Acute HW

CCR Title 22, §66262.34 (d), § 66262.34 (a), 40 CFR 262.34; H&SC 25123.3 (b)

LQG's



No more than 90 days

\*see 66262.34 (a)

SQG's



No more than 180 days (or no more than 270 days if over a distance of 200 miles for offsite tsd)

\*see 66262.34 (d) and HSC 25123.h



# Labeling

## **CCR, Title 22 § 66262.34 (f)**

Containers accumulating used oil must be labeled with the following:

- Name and address of the generator
- Accumulation start date
- Include the words “USED OIL” 66279.21(b)
- Hazardous properties of the waste
- Composition & physical state of the waste

**§66262.30 – 66262.33, §66262.34 (f), 66279.20, §66279.21**

# Labeling



§66262.30 – 66262.33, §66262.34 (f), §66279.20, §66279.21

# Storage

## Used Oil is typically stored in:

- Containers (e.g., drums)
- Tanks
  - ASTs
  - USTs



40 CFR §262.34 (d)(2),(3),(4) & §66262.34 (a)(1), §66279.20, §66279.21

# Containers

- Used oil stored in containers in good condition
- Containers holding hazardous waste shall be closed during transfer and storage except when necessary to add or remove waste
- Inspect for leaks, corrosion and deterioration





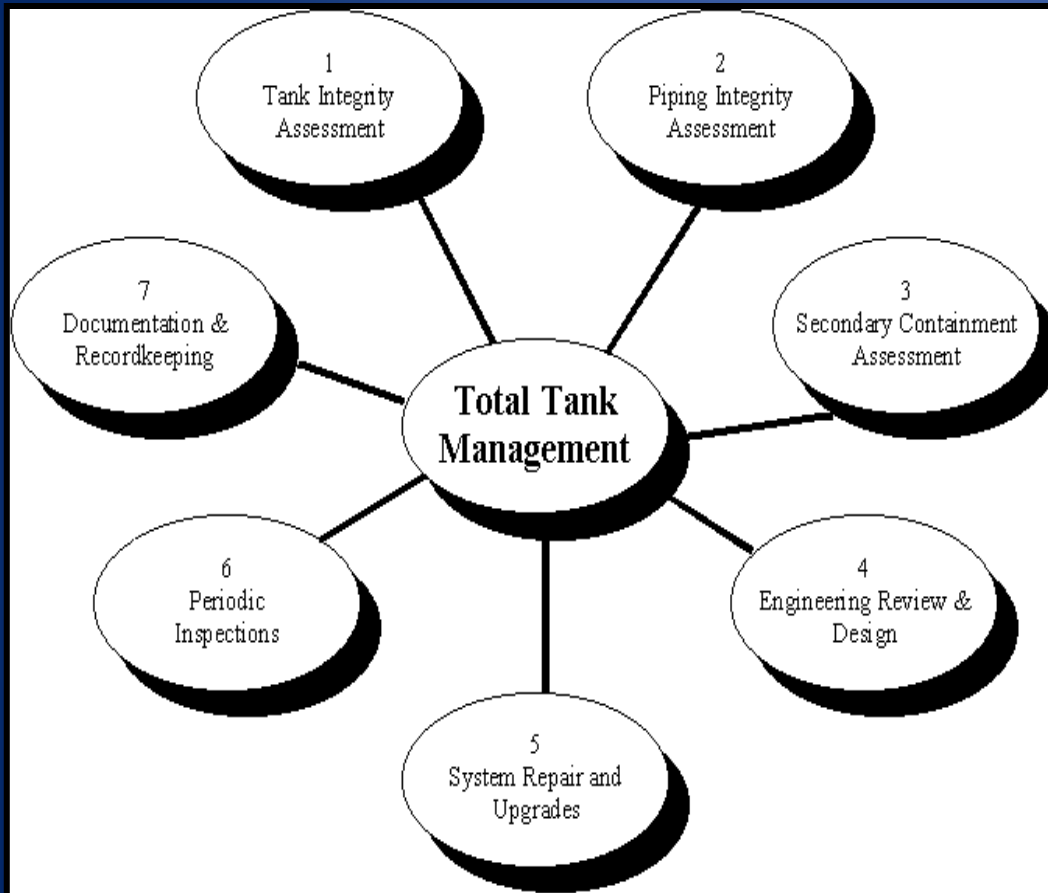
# Containers

Secondary containment not required but it's a good idea



- \* See **HSC 25359.4** – Release of reportable quantity of hazardous substances
- \* Significant release or threatened release contact OES State Warning Center at: (800) 852-7550

# Tanks



## Owner or operator ensures tank system:

- 1) No leaks
- 2) Sufficient structural strength
- 3) Corrosion protection measures
- 4) Tightness against leaks
- 5) Ancillary equipment supported
- 6) See regs for additional standards

## Tank System Integrity Assessment

Some questions to ask yourself:

- 1) What type of hazardous waste is stored/accumulated in tank?
- 2) RCRA or Non-RCRA?
- 3) Is the tank new or is it an existing tank?

Existing: §66265.191

New tank: §6265.192 and above

# Contingency Plan (LQG's)

- Emergency Response Plan for releases, fire or explosion should include:
  - How to respond to a fire, explosion and/or release
  - Agreements with emergency responders
  - Spill Prevention, Control, and Countermeasures (SPCC) in accordance with CFR 40 Part 112 or 40 CFR Part 1510
  - Name, address, phone # of emergency contact
    - Including both home and work
  - Emergency equipment list and location
  - Evacuation routes
  - California Office of Emergency Services (aka CalEMA Cal OES)  
1-800-852-7550



**40 CFR 262.34 (d)(5)(i) and (ii); §66265.51- 66265.54; §66262.34(a)**

# Emergency Procedures

- Duties of emergency coordinator or designee include:
  - Carry out contingency plan
  - Activate internal facility alarms
  - Notify appropriate State or local agencies
  - Assess possible hazards resulting from release, fire or explosion
  - Take measures to ensure release, fires or explosions don't spread
  - Notify DTSC within 15 days of incident with written report

**40 CFR 262.34 (d)(5)(V); §66265.55 - 66265.66**



# Personnel Training - (SQG's)

- Basic training includes hazardous waste related skills relevant to a person's job title and includes:
  - Waste identification
  - Manifest requirements
  - Accumulation time limits
  - Proper tank and container labeling

# Personnel Training - (LQG's)

Teach personnel effective emergency response procedures to problems that may arise.

- Written training plan
- Timeframe to complete initial training
- Annual review of training received
- Retention of personnel training records

# Manifest

- A document and set of procedures to track hazardous waste from cradle to grave
- Businesses that are generators are subject to manifest rules
- Waste minimization certification
- Individual or “CESQG” may self transport to HHWCF without use of manifest if meet certain requirements
- Used oil shall be managed as a non-RCRA hazardous waste unless certain conditions apply
- SQGs may be eligible to use consolidated manifesting procedures [**H&SC 25160.2**]

§66262.20; H&SC 25160.2 , 25250.4, 25218.4

# Manifests

## Full Hazardous Waste Manifests:

### Generator:

- Signs manifest
- Keep one copy (the “generators copy”)
- Within 30 days of shipment, make a copy of the manifest and mail it to DTSC:

DTSC Generator Manifests

P.O. Box 400

Sacramento, CA 95812-0400

**§66262.20; H&SC 25160.2 and 25250.4**



# Manifests

## Consolidated Manifesting (H&SC 25160.2)

- Generator does not generate more than 1,000 kg/mth of hazardous waste and meets certain requirements
- Transporter picks up waste, leaves receipt for generator
- Transporter puts their name as generator and transporter on manifest
- Transporter provides generator with legible copy of receipt for each quantity/load of used oil received

§66262.20; H&SC 25160.2

# Manifests

## Consolidated Manifesting (H&SC 25160.2)

- Receipt must contain the following information:
  - Generator's name, address, EPA ID number, contact person, and telephone number
  - Generator's signature or signature of generator representative
  - Date of shipment
  - Manifest number (pre- printed on manifest)
  - Volume, waste code(s) and shipping description of each type of used oil received
- Generator must maintain receipts for 3 years
- Transporter is required to make a copy of the “generator copy” of the manifest and send it to DTSC


§66262.20; H&SC 25160.2

# Manifest & Bill of Lading Examples

# Bill of Lading

## Some waste codes:

- **221:** Waste Oil and Mixed Oil
- **222:** Oil/Water Separation Sludge
- **223:** Unspecified Oil-Containing Waste


CE 100166

GENERATOR / JOB LOCATION				BILLING INFORMATION			
NAME		NAME		DATE		3-18-10	
ADDRESS		ADDRESS		CASH <input type="checkbox"/> CHECK <input type="checkbox"/> CHARGE <input type="checkbox"/>		#	
CITY		CITY		STATE		ZIP CO PO #	
PHONE NO		PHONE NO		PROFILE NO		CUSTOMER EPA ID NO	

PRODUCT	WASTE CODE	MANIFEST NUMBER	QUANTITY	UNITS	PRICE	AMOUNT
Used oil, Non-RCRA Hazardous Waste, Liquid	CA221			Gal		
Used oil, Non-RCRA Hazardous Waste, Liquid	CA221			Gal		
Used Automotive Antifreeze, Non-RCRA Hazardous Waste, Liquid	CA134			Gal		
HQ Waste, Combustible Liquid, N.O.S. NA 1992 (if oil contaminated with Hg > 5gms)	CA991 F001.F002			Gal		
Oil & Water, Non-RCRA Hazardous Waste, Liquid	CA221			Gal		
Waste Solids and Sludges				Gal		
Truck Wash Out				Each		
<u>Drained Used Oil Filters</u>			10M	Drum		
Non-RCRA Hazardous Waste Solids (only metals)	CA352			Drum		
Empty Drums				Drum		
Transportation				Hrs		
Fuel Surcharge						
Non-Hazardous Waste Water				Gal		
TEST: <input type="checkbox"/> Chlor D Tech 4000 ppm: <input type="checkbox"/> Chlor D Tech 1000 <input type="checkbox"/> Pass <input type="checkbox"/> Fail <input type="checkbox"/> Halogen Detector / Flame Test: <input type="checkbox"/> Pass <input type="checkbox"/> Fail						
Field Service Work Description:						
						<b>Total Charges</b>
Other:						N/C
Invoice Copies						
Vacuum Services Time						
Out of Yard _____ On Site _____ Off Site _____ Of Load Start _____ Of Load End _____ Return to Yard _____						

CONSOLIDATED MANIFEST   
  PUMP REQUIRED   
  YES   
  NO   
 START TIME \_\_\_\_\_ FINISH TIME \_\_\_\_\_

GENERATOR'S CERTIFICATION: I hereby declare that the contents of this consignment are fully and accurately described above by proper shipping name and are classified (packed, marked and labeled) and are in full respects in proper condition for transport by highway according to applicable international and national government regulations.

If I am a large quantity generator, I certify that I have a program in place to reduce the volume and toxicity of waste generated to the degree I have determined to be economically practicable and that I have selected the appropriate method of treatment, storage, or disposal currently available to me which minimizes the present and future threat to human health and the environment. OR: If I am a small quantity generator, I have made a good faith effort to minimize my waste generation and select the best waste management method that is available to me and that I can afford.

If I am a generator of used oil, I have determined that the used oil does not contain more than 1000 ppm total halogens by testing the used oil for halogens or by applying knowledge of the halogen content of the used oil. I certify that I have received a copy of a Manifested Transporter Notification prior to CWCI operating under permits, P & S, Section 25192.

**TERMS:** NET 10 DAYS   
 ANNUAL PERCENTAGE RATE 18%

Generator's Signature	Date 3-18-10
Transporter Signature	

CRANES WASTE OIL, INC  
 has the appropriate permit(s) and will  
 accept waste the generator is shipping  
 Section 66264.12 (b) Title 22, CFR  
 State of California Certified Small Business



# Bill of Lading

## Some waste codes:

- **221:** Waste Oil and Mixed Oil
- **222:** Oil/Water Separation Sludge
- **223:** Unspecified Oil-Containing Waste

**AMERICAN VALLEY  
WASTE OIL, INC.**

141635  
 Invoice Number:

P. O. Box 340 • Delhi, CA 95315  
 PH. 1-800-732-4645 • FAX 209-668-3880  
 EPA# CAL000827878

1-4-16  
 Invoice Date:

**BILL TO:** [REDACTED]      **JOB SITE:** [REDACTED]

(900AM)

Phone [REDACTED]	Customer P.O. [REDACTED]	Terms NET30	EPA# CAL000369838		
PRODUCT SHIPPING DESCRIPTION	WASTE CODE	MANIFEST	QUANTITY	PRICE	AMOUNT
NON-RCRA Waste Liquid Used Oil/Mixed Oils	221	00282952468F	700	7500	7500
NON-RCRA Waste Liquid Used Antifreeze	133				
NON-RCRA Waste Liquid Used Oily Water	223				
Drained Used Oil Filters					
<i>price could change by next pick up could be an 83% on 30gal!</i>					
<small>TERMS: Invoices over 30 Days are subject to a 1.5% service charge. Customer agrees to pay all legal fees if court action becomes necessary to collect this invoice.</small>					TOTAL \$7500
<small>By signing I hereby certify that I have not mixed any of the waste described above with any other hazardous waste, the total halide content is LESS than 1,000 ppm, and the waste does not contain any PCBs. I have complied with the requirements of the applicable California used oil management regulation to determine this is true. I agree to accept the additional charges for the disposal of this waste if the information I have provided about this waste is incorrect.</small>					
<small>Generator's Certification: By signing I certify that if I am a large quantity generator, I certify that I have a program in place to reduce the volume and toxicity of waste generated to the degree I have determined to be economically affordable and that I have selected the practicable method of treatment, storage, or disposal currently available to me which minimizes the present and future threat to human life and the environment; Or, if I am a small quantity generator, I have made a good faith effort to minimize my waste generation and select the waste management method that is available to me that I can afford.</small>					
<small>By both parties signing this invoice it will serve as an agreement that American Valley Waste Oil will submit confirmation for (certain waste streams) to the generator that their waste has been transported to a licensed treatment or transfer facility.</small>					
DRIVER SIGNATURE: [REDACTED]	DATE: 1-4-16	GENERATOR/AUTHORIZED SIGNATURE: [REDACTED]	DATE: 1-4-16		
<b>DISPOSAL / RECYCLING FACILITY</b>					
<input type="radio"/> DK-DIXON 7300 CHEVRON WAY DIXON, CA 95620 707-693-6008 EPA# CAT080012602	<input type="radio"/> CFR 2035 E. 15TH ST. LA, CA 90021 213-746-0237 EPA# CAL000270577	<input type="radio"/> UNITED ENTERPRISES CORP. 11190 PENROSE ST. SUN VALLEY, CA 91352 818-787-2649 EPA# CAL000379059			

MPC (6/2013)

# Uniform Hazardous Waste Manifest

348286  
Please print or type. (Form designed for use on elite (12-pitch) typewriter.)

RHO-5748c  
DTS 01-997.0045  
1217166  
Form Approved OMB No. 2050-0039

**UNIFORM HAZARDOUS WASTE MANIFEST**

1. Generator ID Number  
2. Page 1 of  
3. Emergency Response Phone No. (877) 577-2669  
4. Manifest Tracking Number 000072959 MWI

5. Generator's Name and Mailing Address  
Generator's Site Address (if different than mailing address)

6. Generator's Site Address (if different than mailing address)

7. Transporter 2 Company Name  
U.S. EPA ID Number

8. Designated Facility Name and Site Address  
U.S. EPA ID Number

Facility's Phone: (708) 930-1100 (323) 776-6233

9a. U.S. DOT Description (including Proper Shipping Name, Hazard Class, ID Number, and Packing Group (if any))

10. Containers	11. Total Quantity	12. Unit Wt./Vol.	13. Waste Codes		
			No.	Type	
1	210	G			221
2					
3					
4					

14. Special Handling Instructions and Additional Information  
(1) HONESUMP-03 - SURF WATER AND SLUDGE PROPOSAL #: 58495061 74 HOUR EMERGENCY CONTACT: (877) 577.2669

15. GENERATOR/SOFFEROR'S CERTIFICATION: I hereby declare that the contents of this consignment are fully and accurately described above by the proper shipping name, and are classified, packaged, marked and labeled/placarded, and are in all respects in proper condition for transport according to applicable international and national governmental regulations. If export shipment and I am the Primary Exporter, I certify that the contents of this consignment conform to the terms of the attached EPA Acknowledgment of Consent. I certify that the waste minimization statement identified in 40 CFR 262.27(a) (if I am a large quantity generator) or (b) (if I am a small quantity generator) is true.

16. Date of Manifest Preparation: 11/13/10  
Signature: [Signature]

17. Date of Receipt: 11/13/10  
Signature: [Signature]

18. Discrepancy

18a. Discrepancy Indication Space  Quantity  Type  Residue  Partial Rejection  Full Rejection

18b. Alternate Facility (or Generator) Manifest Reference Number: U.S. EPA ID Number

Facility's Phone:

18c. Signature of Alternate Facility (or Generator) Month Day Year

19. Hazardous Waste Report Management Method Codes (i.e., codes for hazardous waste treatment, disposal, and recycling systems)

1	2	3	4
H141			

20. Designated Facility Owner or Operator: Certification of receipt of hazardous materials covered by the manifest except as noted in item 18a

Signature: [Signature] Month Day Year 11/13/10

EPA Form 3540-108-0100  
DESIGNATED FACILITY TO DESTINATION STATE (IF REQUIRED)

# Uniform Hazardous Waste Manifest

(may not be current version)

Please print or type. (Form designed for use on a 12-pitch typewriter.) Form Approved. OMB No. 2050-0039

**UNIFORM HAZARDOUS WASTE MANIFEST** 1. Generator ID Number 2. Page 1 of 3. Emergency Response Phone 4. Manifest Tracking Number

5. Generator's Name and Mailing Address Generator's Site Address (if different than mailing address)

Generator's Phone: \_\_\_\_\_

6. Transporter 1 Company Name U.S. EPA ID Number \_\_\_\_\_

7. Transporter 2 Company Name U.S. EPA ID Number \_\_\_\_\_

8. Designated Facility Name and Site Address U.S. EPA ID Number \_\_\_\_\_

Facility's Phone: \_\_\_\_\_

9a. HM	9b. U.S. DOT Description (including Proper Shipping Name, Hazard Class, ID Number, and Packing Group (if any))	10. Containers		11. Total Quantity	12. Unit, Wt./Vol	13. Waste Codes
		No.	Type			
1.						
2.						
3.						
4.						

14. Special Handling Instructions and Additional Information

15. GENERATOR'S/OFFEROR'S CERTIFICATION: I hereby declare that the contents of this consignment are fully and accurately described above by the proper shipping name, and are classified, packaged, marked and labeled/packaged, and are in all respects in proper condition for transport according to applicable international and national governmental regulations. If a report shipment and I am the Primary Exporter, I certify that the contents of this consignment conform to the terms of the attached EPA Acknowledgment of Consent. I certify that the waste minimization statement identified in 40 CFR 262.27(a) (if I am a large quantity generator) or (b) (if I am a small quantity generator) is true.

Generator's/Officer's Printed/Typed Name \_\_\_\_\_ Signature \_\_\_\_\_ Month \_\_\_\_\_ Day \_\_\_\_\_ Year \_\_\_\_\_

16. International Shipments  Import to U.S.  Export from U.S. Port of entry/exit: \_\_\_\_\_  
Transporter signature (for exports only): \_\_\_\_\_ Date leaving U.S.: \_\_\_\_\_

17. Transporter Acknowledgment of Receipt of Materials  
Transporter 1 Printed/Typed Name \_\_\_\_\_ Signature \_\_\_\_\_ Month \_\_\_\_\_ Day \_\_\_\_\_ Year \_\_\_\_\_  
Transporter 2 Printed/Typed Name \_\_\_\_\_ Signature \_\_\_\_\_ Month \_\_\_\_\_ Day \_\_\_\_\_ Year \_\_\_\_\_

18. Discrepancy  
18a. Discrepancy Indication Space  Quantity  Type  Residue  Partial Rejection  Full Rejection

18b. Alternate Facility (or Generator) Manifest Reference Number: \_\_\_\_\_ U.S. EPA ID Number \_\_\_\_\_

Facility's Phone: \_\_\_\_\_

18c. Signature of Alternate Facility (or Generator) \_\_\_\_\_ Month \_\_\_\_\_ Day \_\_\_\_\_ Year \_\_\_\_\_

19. Hazardous Waste Report Management Method Codes (i.e., codes for hazardous waste treatment, disposal, and recycling systems)

1	2	3	4
---	---	---	---

20. Designated Facility Owner or Operator: Certification of receipt of hazardous materials covered by the manifest except as noted in item 18a

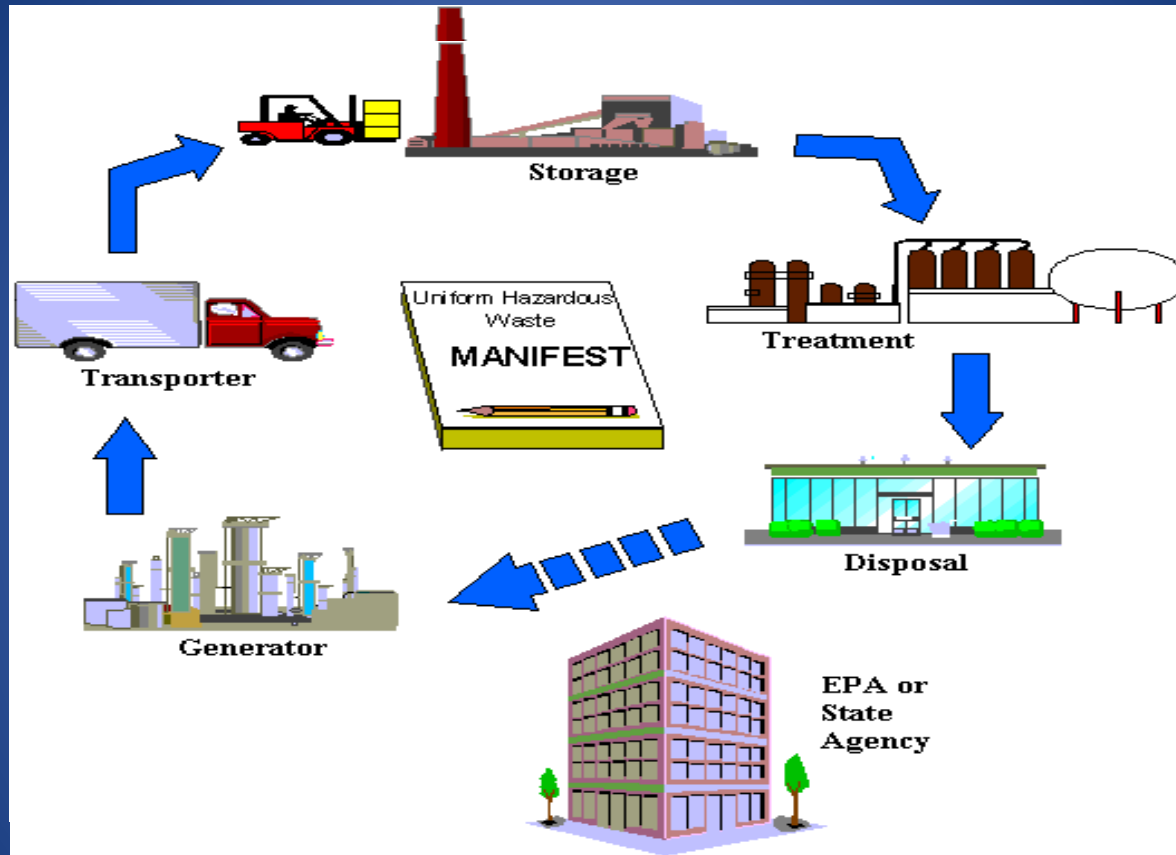
Printed/Typed Name \_\_\_\_\_ Signature \_\_\_\_\_ Month \_\_\_\_\_ Day \_\_\_\_\_ Year \_\_\_\_\_

EPA Form 8700-22 (Rev. 3-05) Previous editions are obsolete. DESIGNATED FACILITY TO DESTINATION STATE (IF REQUIRED)

MAN 8X

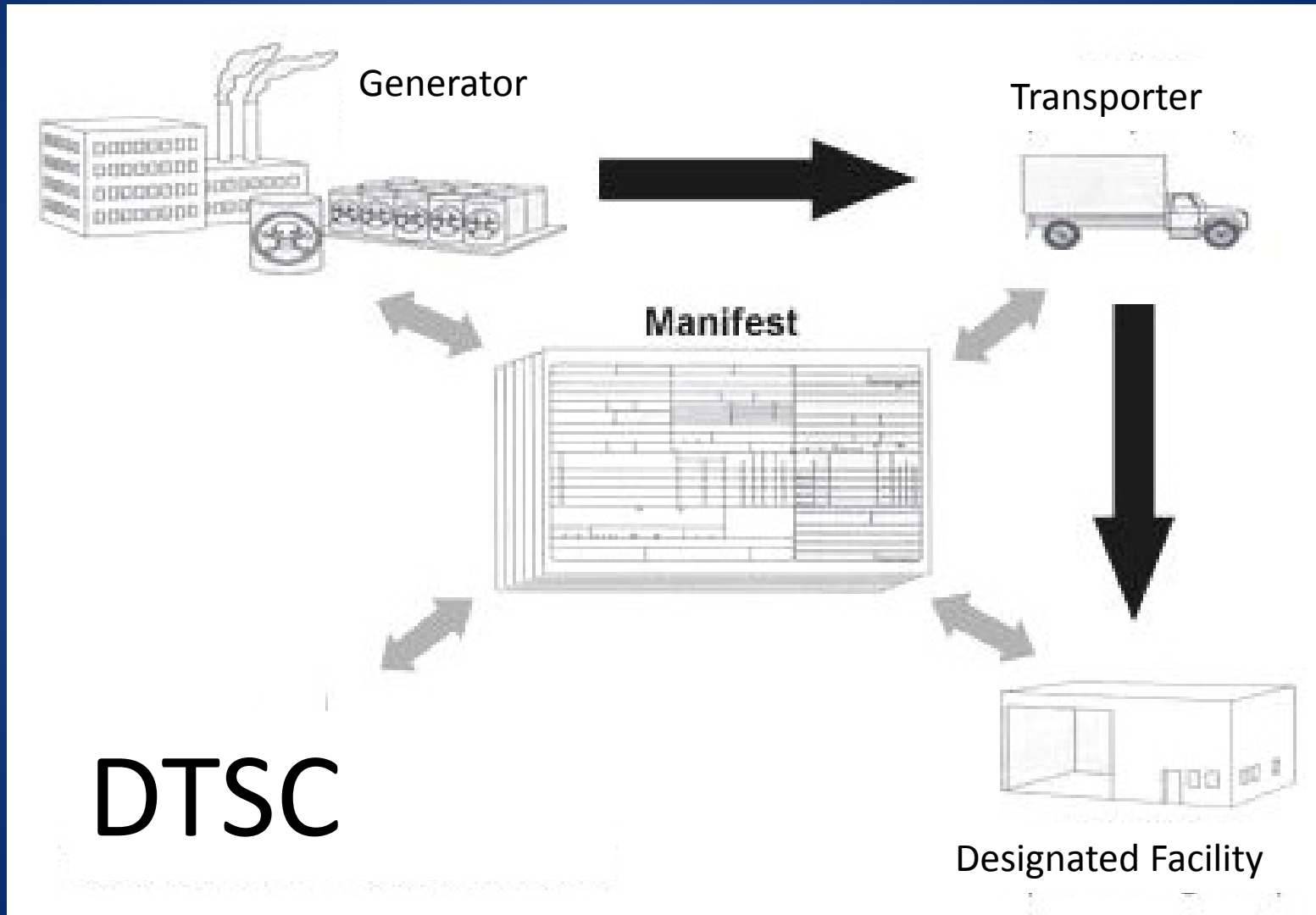


# Record Keeping



§66262.21(f) ; §66262.23 (a)(4); §66262.23 (b); §66263.20 (f); §66264.71 (a)(1)(F); H&SC 25160 (a)(3)

# Record Keeping





Some citations to get you started:

- Title 22 CCR  
Division 4.5

- H&SC Division 20

<b>Monthly generation limit</b>	CCR, Title 22 §66262.34 (d), §66262.34 (a); 40 CFR 262.34; H&SC 25123.3 (b)
<b>HW determination</b>	§66262.11; §66279.20; §66279.21; H&SC 25250
<b>ID #</b>	§66262.12
<b>Accumulation time limits</b>	§66262.34 (d); §66262.34 (a); §66262.34 (g); §66262.34 (h); H&SC 25123.3 (c)
<b>Labeling</b>	§66262.30 - §66262.33; §66262.34 (f); §66279.20; §66279.21
<b>Storage requirements</b>	40 CFR 262.34 (d)(2),(3) and (4); §66262.34 (a)(1); §66279.20; §66279.21
<b>Containers</b>	§66262.34 (f); 40 CFR265.173(a); 40 CFR 265.171; 40 CFR 265.174; §66279.20; §66279.21
<b>Tanks</b>	40 CFR 265.201; §66265.190-202 (except for 66265.197 (c )); §66265.200; §66279.20; §66279.21
<b>Contingency Plan</b>	40 CFR 262.34 (d)(5)(i) and (ii); §66265.51 - §66265.54; §66262.34(a)
<b>Emergency Procedures</b>	40 CFR 262.34 (d)(5)(V); §66265.55 - §66265.66
<b>Personnel Training</b>	40 CFR 262.34; §66265.16
<b>Manifest</b>	§66262.20; H&SC 25160.2
<b>Record keeping</b>	§66262.21(f); H&SC 25160 (a)(3)

# Disposal Options for Householders

- Individuals who generate household do-it-yourself used oil are not subject to regulation under the article **§66279.20**
- However, illegal disposal is prohibited by law:

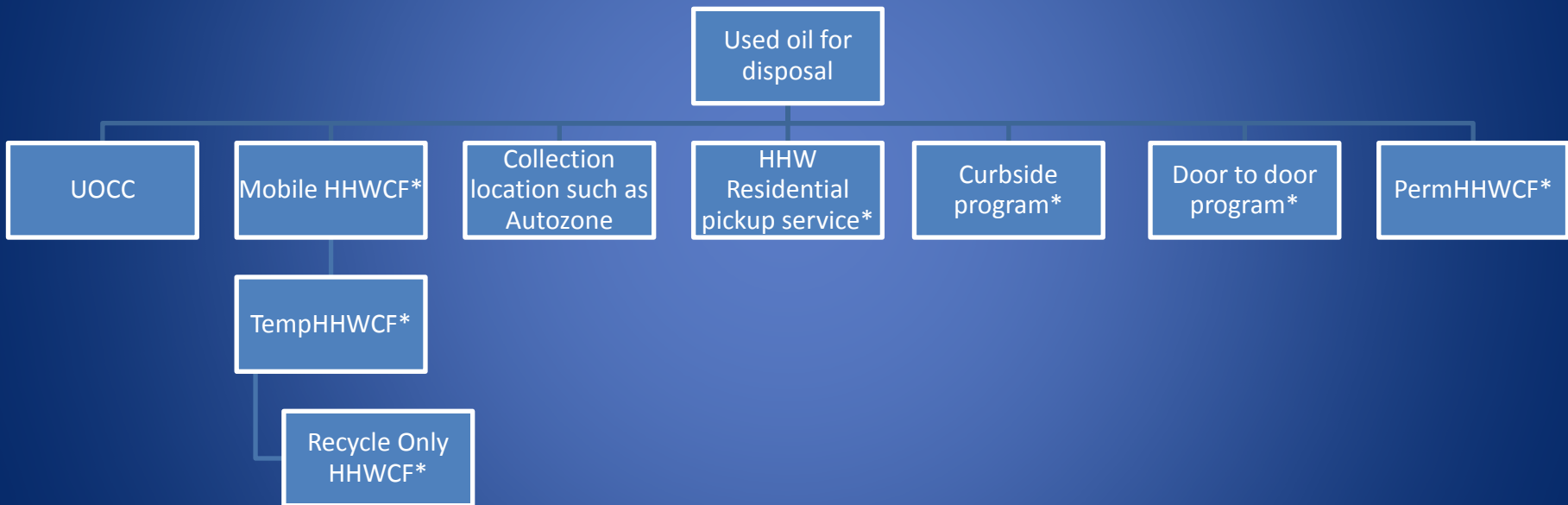
## **H&SC 25250.5 (a)**

“The disposal of used oil by discharge to sewers, drainage systems, surface water or groundwater, watercourses, or marine waters; by incineration or burning as fuel; or by deposit on land, is prohibited, unless authorized under other provisions of law.

(b) The use of used oil or recycled oil as a dust suppressant or insect or weed control agent is prohibited unless allowed under another applicable law, but only to the extent that use as a dust suppressant or insect or weed control agent is consistent with the federal act.”

# Disposal Options for Householders

- Householders are limited to transporting no more than 5 gallons of liquid hazardous waste



\* Operated by a public agency or its contractor; authorized by a public agency; meets certain requirements in: H&SC 25218; §67450.25; §67450.4, for example

# Recap on Generator Requirements:

- Cradle to Grave
- Used Oil Generator requirements
  - HHWCFs
  - UOCC
  - Householders
  - Everybody else
    - Mobile maintenance facilities
- Options for householders

# Contact RAO for Help

## **Regulatory Assistance Office** (hotline and email)

- (800) 728-6942 within California
- (916) 324-2439 out-of-state
- [RAO@dtsc.ca.gov](mailto:RAO@dtsc.ca.gov)

Please leave a voicemail on our hotline with your name and phone number so that we can get back to you.

Thank you!



# Resources & Help

- **DTSC webpage:** [www.dtsc.ca.gov](http://www.dtsc.ca.gov)
- **State Regulations:**  
[https://govt.westlaw.com/calregs/Browse/Home/California/CaliforniaCodeofRegulations?guid=I6F56A7E1D4B611DE8879F88E8B0DAAAE&originationContext=documenttoc&transitionType=Default&contextData=\(sc.Default\)&bhcp=1](https://govt.westlaw.com/calregs/Browse/Home/California/CaliforniaCodeofRegulations?guid=I6F56A7E1D4B611DE8879F88E8B0DAAAE&originationContext=documenttoc&transitionType=Default&contextData=(sc.Default)&bhcp=1)
- **Health and Safety Code:**  
[http://leginfo.legislature.ca.gov/faces/codes\\_displayexpandedbranch.xhtml?tocCode=HSC&division=20.&title=&part=&chapter=&article=](http://leginfo.legislature.ca.gov/faces/codes_displayexpandedbranch.xhtml?tocCode=HSC&division=20.&title=&part=&chapter=&article=)
- **Federal Regulations:**  
[https://govt.westlaw.com/calregs/Browse/Home/California/CaliforniaCodeofRegulations?guid=I6F56A7E1D4B611DE8879F88E8B0DAAAE&originationContext=documenttoc&transitionType=Default&contextData=\(sc.Default\)&bhcp=1](https://govt.westlaw.com/calregs/Browse/Home/California/CaliforniaCodeofRegulations?guid=I6F56A7E1D4B611DE8879F88E8B0DAAAE&originationContext=documenttoc&transitionType=Default&contextData=(sc.Default)&bhcp=1)
- **CalCUPA:** [www.calcupa.com](http://www.calcupa.com)

# Waste Used Oil Filter Management

# What Started All Of This?

- Filter recyclers processing “drained oil filters” generated approximately 400-4,000 gal./day
- ≈ 8-10 gal. of oil/55 gal. drum of “drained oil filters”
- Various generators, transporters, and filter processors had free flowing oil in most of their “drained oil filters”
- None of them had the required permit from DTSC to process those undrained filters.

# March 2016, Santa Monica





# Title 22, California Code of Regulations (CCR) §66266.130

- Waste used oil filters must be managed as hazardous waste, unless **properly drained, managed and recycled** under §66266.130.
- Properly drained = no free-flowing oil.
- Free-flowing oil is a continuous stream of oil exiting the filter when the filter is inverted. Oil exiting drop by drop is not considered to be free-flowing. However....



## Title 22, CCR, §66266.130 – cont'd

“...if the filter is equipped with a device (such as a rubber flap located just inside the filter opening) which impedes the drainage of used oil from the filter, that device shall be manipulated to allow the oil to exit the filter freely, or the filter punctured, crushed, opened, drained, or otherwise handled in a manner that will allow the used oil to exit the filter.”

## Title 22, CCR, §66266.130 – cont'd

- In addition, the drained filters must be properly contained, labeled and stored
- In rainproof, non-leaking container with tightly sealed lids
- Must be labeled “Drained Used Oil Filters”
- With the initial date of accumulation, or date of receipt at a second location

# Title 22, CCR, §66266.130 – cont'd

## Drained Used Oil Filter Storage


Maximum Periods:

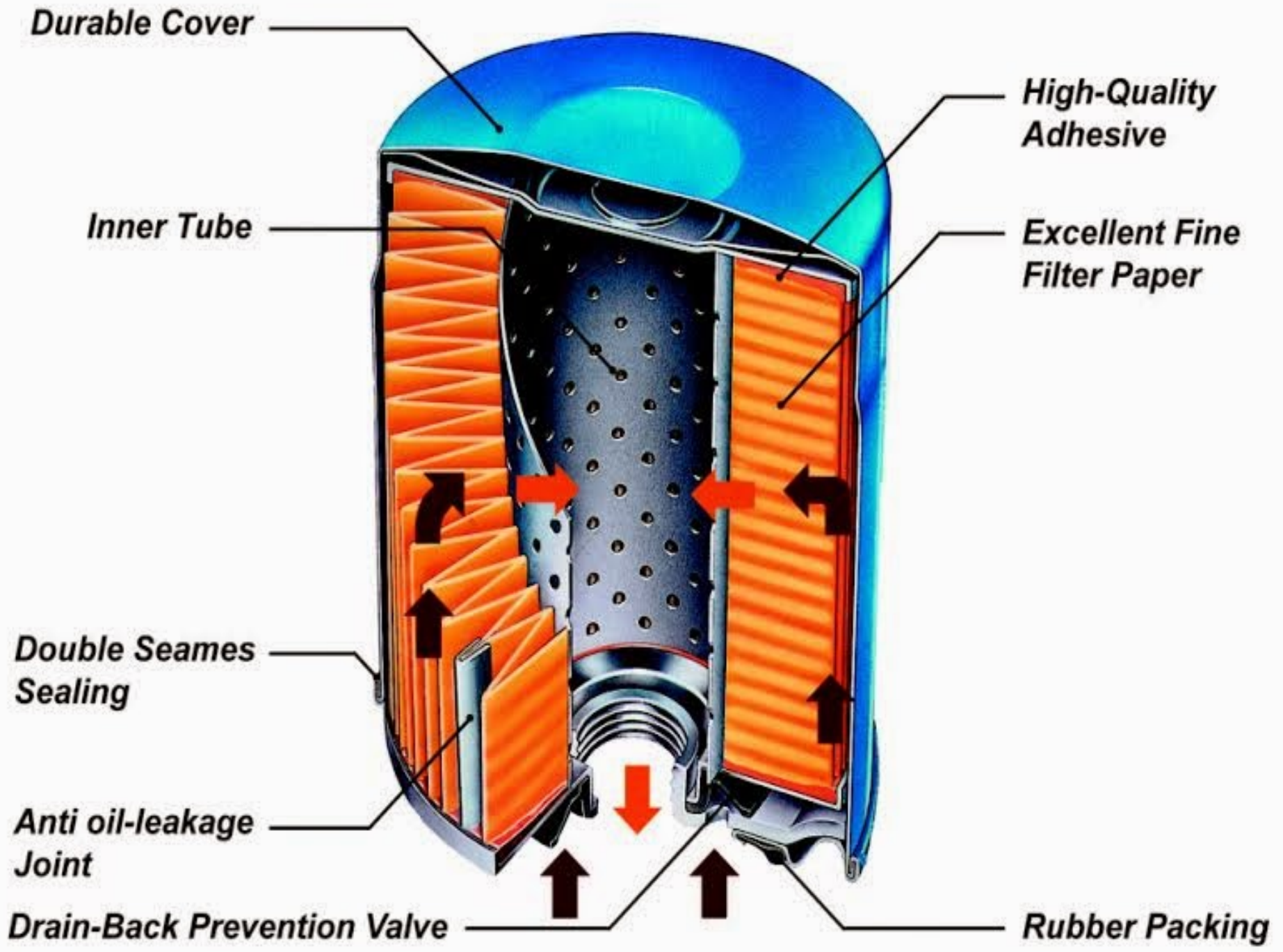
< 1 ton → 1 year

≥ 1 ton (3-4 drums) → 180 days

# Exploded View of a Typical Oil Filter

[www.AA1Car.com](http://www.AA1Car.com)







# Anti-Drain Device



# Orange Colored Anti-Drain Valves



# Free-Flowing Oil Videos

- [\\Presentation\IMG 0384.MOV](#)
- [\\Presentation\IMG 0404.MOV](#)

\*\* Note: Drum of crushed filters in background  
are OK.





Free flowing oil before and after manipulating anti-drain valve



\*\* Note: Drum of crushed filters in background are OK.



## DTSC Findings:

- When anti-drain valve is opened, pressed, punctured or manipulated:  
approx. 1 to 3 ounces exited filters (approx. 30 to 90 ml per filter)
- When punctured: approx. 5 ounces (150 ml) exited from each filter

(1 ounce is approx. 30 ml )

Undrained: 150 ml or 5 oz. Exits Filter





Undrained: 180 ml or 6 oz. Exits Filter



Undrained: 210 ml or 7 oz. Exits Filter





Undrained: 240 ml or 8 oz. Exits Filter





Undrained: 270 ml or 9 oz. Exits Filter



Anyone see a problem?





# Internet Search Results

## Draining Tool Examples:

- DTSC is not endorsing any company or product mentioned today.
- The following are for illustration only.

# Draining Tool Examples:

## Internet Search Results :

- DTSC is not endorsing any company or product mentioned today.
- The following are for illustration only.

# Filter Drain Tool : Brian's Cool Tools

DTSC is not endorsing any of these businesses or tools

Oil Filter Drain Tool video at:


<https://www.youtube.com/watch?v=F60Bxn82WmA>

Took about 2:00 minutes to drain



# Filter Drain Tool : Brian's Cool Tools

Installed on filter with a magnet before it's removed from vehicle



# Draining Box Over a Drum



\*\*\*DTSC is not endorsing any of these businesses or tools.



**Oil**

DTSC is not endorsing any of these businesses

A pair of filter wrench pliers. The tool has black metal heads with curved, serrated jaws. The handles are red with a textured grip. The tool is shown from a three-quarter perspective, casting a soft shadow on the white background.

Filter  
wrench  
\$12

DTSC is not endorsing any business or tool in this presentation






Welding hammer \$7

DTSC is not endorsing any of these businesses or tools


08.07.2016 10:29



STEP 1:



STEP 2:



**\*\*\*DTSC is not endorsing any of these businesses or tools**

# Oil Filter Drain Systems \$65

DTSC is not endorsing any of these businesses or tools

Oil Filter Drain Systems video at:

<https://www.youtube.com/watch?v=BrgMCNIWlzM>





08.06.2016 07:38





This is what came out of three punctured filters!



# DTSC Findings

- Gravity draining alone:
  - Is typically not effective or reliable because of the anti-drain valve.
  - May take several attempts to effectively drain one filter if anti-drain valve is present.
  - It's awkward, sometimes difficult, and time consuming – it can take 1-5 minutes per filter when holding the anti-drain valve open.

## DTSC Findings: (cont'd)

- Puncturing (with two holes), and gravity draining through hole at low point is fast, easy and effective.
  - A larger hole works better, e.g., ¼ inch drill bit would drain a filter very quickly
- Crushing is also an effective means to drain filters

Easy to inspect and verify they've been drained





# Opener/Crusher Example:

- Filters can also be opened (\$40-60) or crushed (\$265-\$1,000's)




DTSC is not endorsing any of these businesses or tools





# Filter Media Cartridges or Inserts



# Filter Media Cartridges or Inserts





# Filter Media Cartridges or Inserts

- Do not have the same status as those with metal housings
- Must be segregated and managed separately from filters with metal housings at the generator's site.
- Must be managed as hazardous waste, transported using a registered hauler, and shipped using a hazardous waste manifest.

# Filter Media Cartridges or Inserts

- What's the best way to verify that drained oil filters are not mixed with filter media cartridges or inserts?

Visually check the drums before leaving the generator's site.

- If found, segregate for transporter pickup to an alternate (permitted) facility on a HW manifest.



# Can Transporters Consolidate Oil Filters Without a Permit From DTSC?

- Qualified Yes: **Only** when they are **Properly Drained and Recycled!**
- Undrained filters or filter media inserts -- No!
- Consolidating undrained oil filters or filter inserts requires a permit to store, handle, and transfer hazardous waste.
- Remember, transporters need registration and a manifest to transport undrained filters or filter inserts.

# Can Transporters Consolidate Multiple Drums Onto A Single Bill of Lading?

- Qualified Yes: **Only** when they are **Properly Drained** and **Recycled!**
- A Consolidator of multiple drums of improperly drained filters (or filter inserts) onto a single bill of lading will be deemed the generator for any violations.

What's the best way to verify that they've been drained?

→ Visual Inspection: punctured or crushed, and not mixed with filter media inserts before leaving the generator site.

# Information

## Department of Toxic Substances Control

- [www.dtsc.ca.gov](http://www.dtsc.ca.gov)
- [https://www.dtsc.ca.gov/InformationResources/upload/RAG\\_Used-Oil-Filters\\_Generators1.pdf](https://www.dtsc.ca.gov/InformationResources/upload/RAG_Used-Oil-Filters_Generators1.pdf)

## New Advisory is posted at:

- [https://www.dtsc.ca.gov/HazardousWaste/Documents/upload/Advisory-used-oil-filters\\_Final-v9-14-16.pdf](https://www.dtsc.ca.gov/HazardousWaste/Documents/upload/Advisory-used-oil-filters_Final-v9-14-16.pdf)

## CalRecycle

- [www.calrecycle.ca.gov](http://www.calrecycle.ca.gov)
- <http://www.calrecycle.ca.gov/UsedOil/CertCenters/#Accepting>

# Questions?

## Contact Us:

**Julie Cooper**

Environmental Scientist

Industry Assistance, Training and Outreach Unit

(916) 445-5658 | [Julie.Cooper@dtsc.ca.gov](mailto:Julie.Cooper@dtsc.ca.gov)

**Dylan Clark**

Senior Environmental Scientist (Supervisor)

Office of Criminal Investigations

(916) 255-4976 | [Dylan.Clark@dtsc.ca.gov](mailto:Dylan.Clark@dtsc.ca.gov)